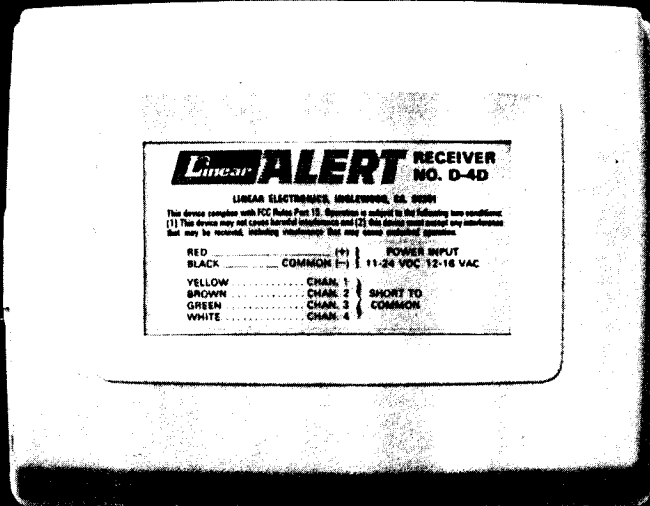


Wireless Radio Control From Linear Electronics

D-4D Four Channel Digital Receiver

Short to common (-) when activated



POWER INPUT

Four channels available for applications

FEATURES

Radio Operation (RF)

BENEFITS

With no wires to run, installations are faster and structural modifications (drilling holes, fishing wires) are minimal. Access to crawl spaces and attics is not required. This means an 80% labor savings. In addition, most installations can be completed more quickly and accurately.

Advanced Digital Coding

Reliable control and high level of security - virtually false alarm free.

Large Number of Discrete Codes Provided

Keeps your system private in a multi-installation environment.

Minimal Power Consumption



Runs longer in battery standby systems. Can be operated by most control panel power supplies.

Small Compact Case (ideal for use in areas where high density installations are required)

Provides multi-channel capabilities in one space saving package (Reduces cost per channel)

Short to Common When Activated

Compatible with N/C activated circuits



GENERAL DESCRIPTION

The Model D-4D receiver is a small economical package, designed for use in wireless security systems. It makes available four separate control channels in one receiver. All Linear Alert digital radio transmitters may be coded to activate this receiver, and any number of transmitters may be used to operate each channel. Up to 64 independent four channel security systems may be operated in adjacent areas.

4 SOLID STATE OUTPUTS

Each of the four channels controls a solid state output. The circuits associated with each of the outputs are normally open until activated. When activated, the outputs switch to common.

APPLICATIONS

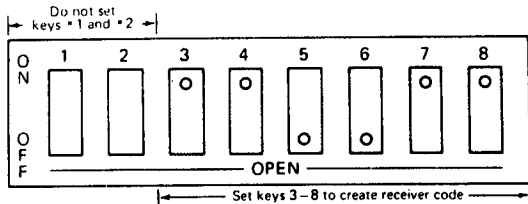
The Linear Alert Model D-4D is a versatile digital receiver. It is useful in 12-Volt wireless security systems that have central control panels. Each channel can perform a variety of functions. Applications include fire warning, motion/intrusion detection, panic alarm response, and medical reporting. Alternatively, this receiver can provide local annunciation, or control alarms associated with up to four fire or intrusion zones.

CODING INSTRUCTIONS

RECEIVER CODING

The digital coding switch in Linear's 4-channel receiver is recessed in the back of the receiver case. Use a pen, pencil or other pointed object to set the eight keys on the digital switch to the code you select. Note that keys 1 and 2 are not operational. Their functions are hard-wired on the circuit board.

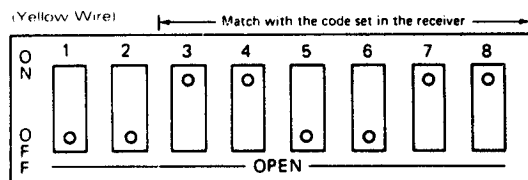
Set keys to ON or OFF positions from left to right (from numbers 3 through 8). In the example shown below, keys numbered 3, 4, 7, and 8 are set to ON, the keys numbered 5 and 6 are OFF.



CODING TRANSMITTERS

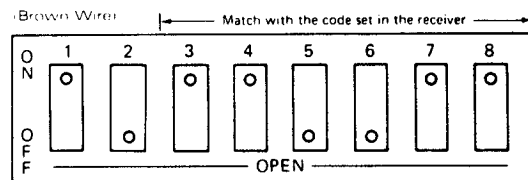
Inside each of Linear's digital transmitters is an 8-key switch which is identical to the switch in the 4-channel receiver. The keys numbered 3 through 8 must be set to the same code as the corresponding keys in the receiver. Set Key No. 1 and Key No. 2 on the transmitter coding switch as follows to establish which of the four receiver channels the transmitter will access.

Transmitter code to access Channel #1



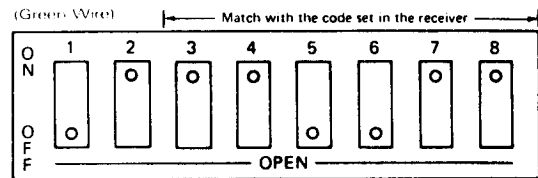
Channel No. 1 of the receiver is accessed by setting transmitter Key No. 1 to OFF and transmitter Key No. 2 to OFF.

Transmitter code to access Channel #2



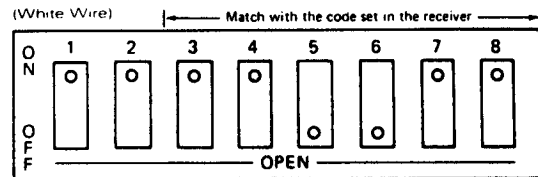
Channel No. 2 of the receiver is accessed by setting transmitter Key No. 1 to ON and transmitter Key No. 2 to OFF.

Transmitter code to access Channel #3



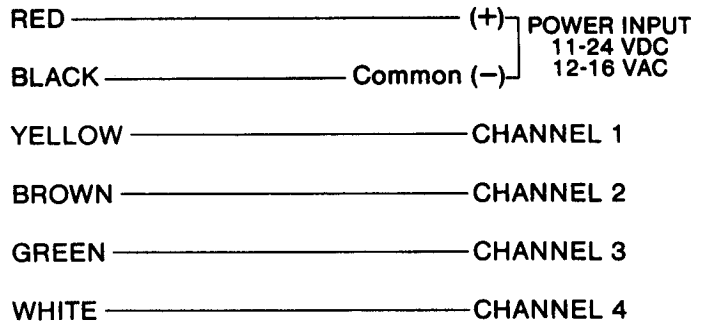
Channel No. 3 of the receiver is accessed by setting transmitter Key No. 1 to OFF and transmitter Key No. 2 to ON.

Transmitter code to access Channel #4



Channel No. 4 of the receiver is accessed by setting transmitter Key No. 1 to ON and transmitter Key No. 2 to ON.

HOOK-UP DIAGRAM



SPECIFICATIONS

CODING TECHNIQUE..... Pulse width A-1 modulation at 250 bits per second. Four 8-bit words are required for output

NUMBER OF CODES:
4-Channel Receiver..... 64 system codes
4-Channels per system

R-F CARRIER..... Range 290-320 MHz

RADIATED OUTPUT..... Complies with FCC Rules, Part 15

SELECTIVITY..... 5 MHz at 5 μ V input

POWER REQUIREMENTS..... 11 to 24 VDC
12 to 16 VAC
Standby 15 mA
Operating (typical) 15 mA

OUTPUT CAPABILITY..... Open collector low true output 40 mA max

OPERATING TEMPERATURE RANGE ... -40 to +140° F
(-40 to +60° C)

SIZE..... Approximately 4.9 x 3.8 x 1.3 inches
(125 x 97 x 33 mm)

Linear
Security Products Group

Manufactured by LINEAR ELECTRONICS
2055 CORTE DEL NOGAL • CARLSBAD, CA. 92008
(619) 438-7000 • (800) 421-1587 • CA. (800) 321 1845 • TWX. No 910-328-6519